

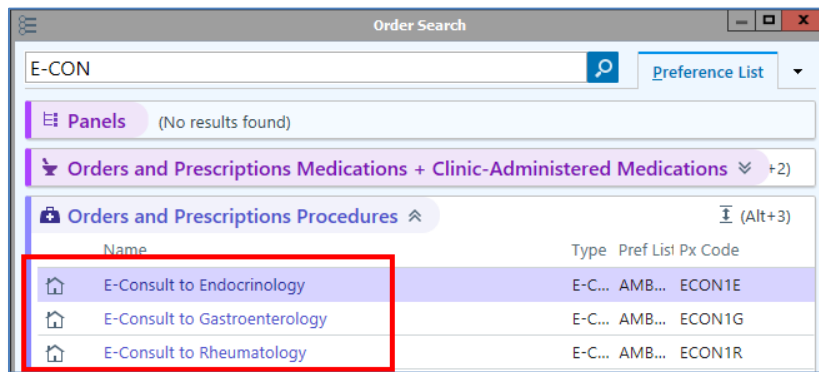
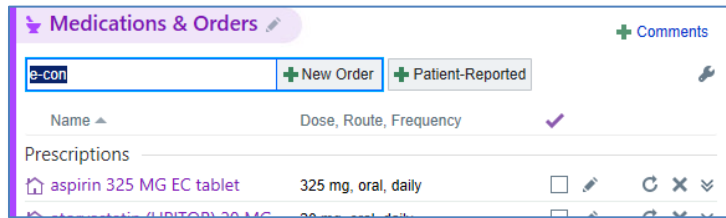
E-Consults for Primary Care Providers

Currently, this workflow only applies to the following departments: CHCC Internal Medicine, CFCC Internal Medicine, and Hutch Internal Medicine.

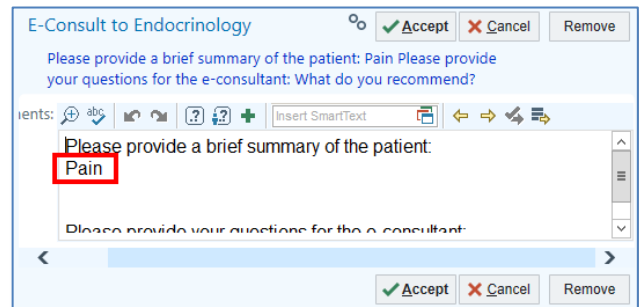
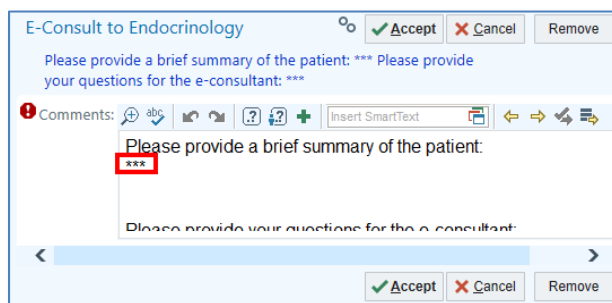
E-consult orders can only be created per the following specialties: Gastroenterology, Endocrinology, and Rheumatology.

Placing the E-Consult Order

1. In the **Plan activity**, search for the **E-Consult** order. Choose the correct department.



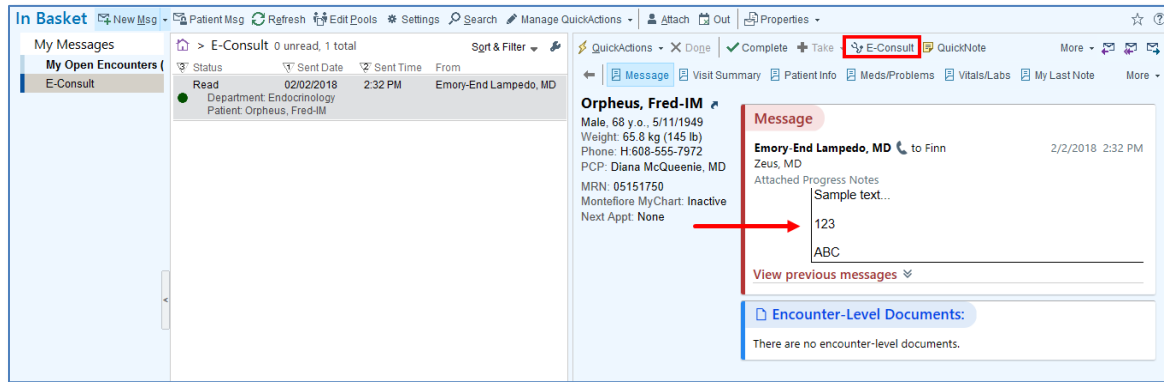
2. The order composer will open. The order contains a text field with questions and wildcards (***) . All wildcards must be addressed for the order to be signed.



3. Accept and sign the order.
4. Once the order is signed, an E-Consult message is sent to the corresponding specialist.

Reviewing eConsult Response

1. After the specialist creates the E-Consult encounter the Internal Medicine provider will be able to access the encounter through InBasket:

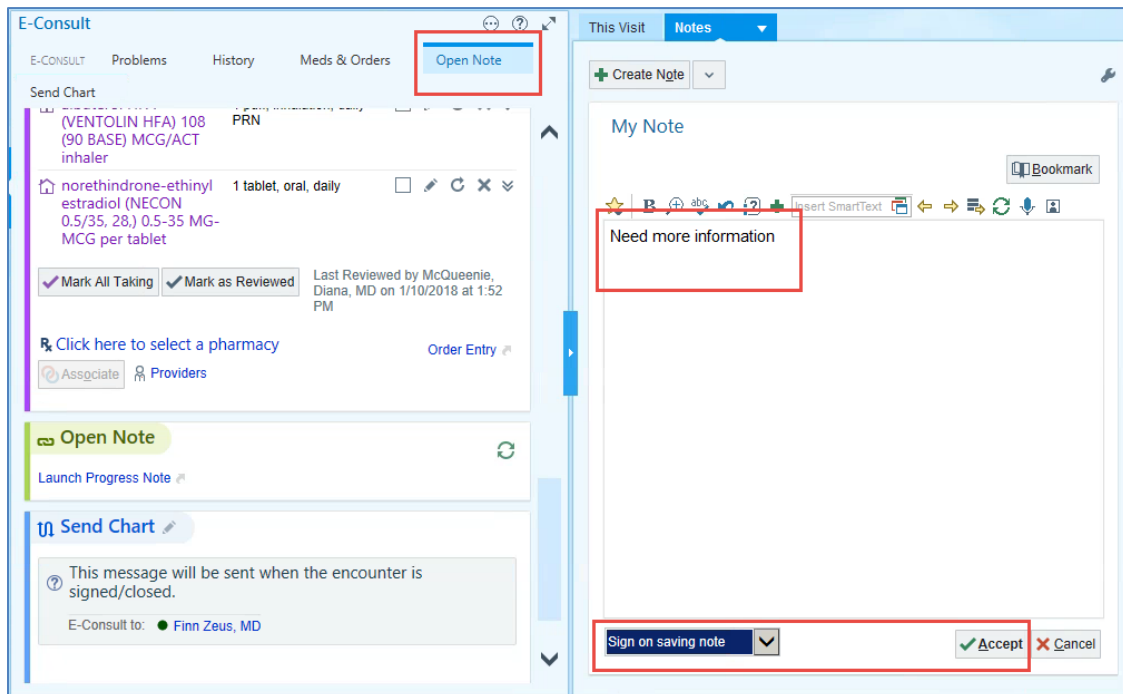


Tests, medications, and referrals can be ordered within the E-Consult encounter

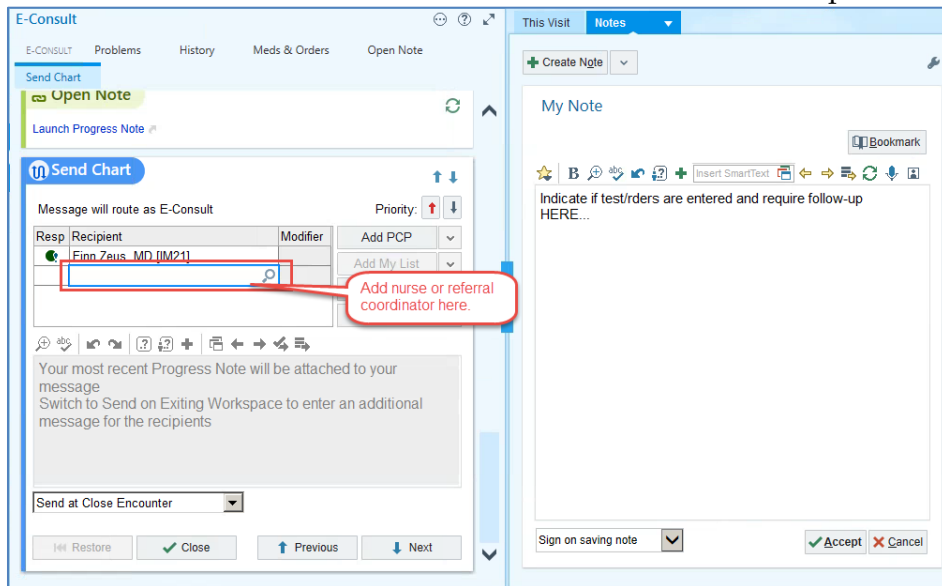
2. The Internal Medicine provider will use blank notes to communicate back to the specialist as needed.

When the e-consultant provider sends the encounter back, the PCP has 3 options:

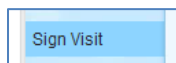
- a) Create a blank note to ask for the e-consultant for clarity on the recommendation, or provide additional information if the e-consultant asked for it



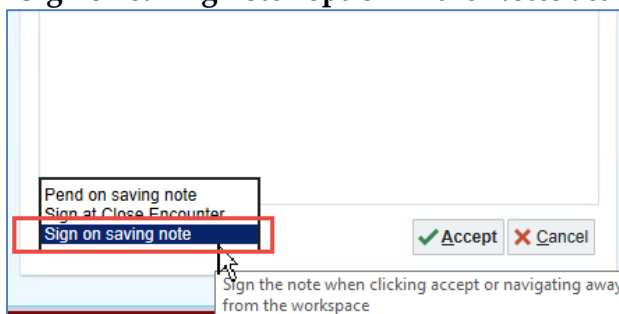
- b) If tests/orders are entered and require follow-up, indicate that in the blank note and route the encounter to the nurse or referral coordinator to coordinate the patient's care.



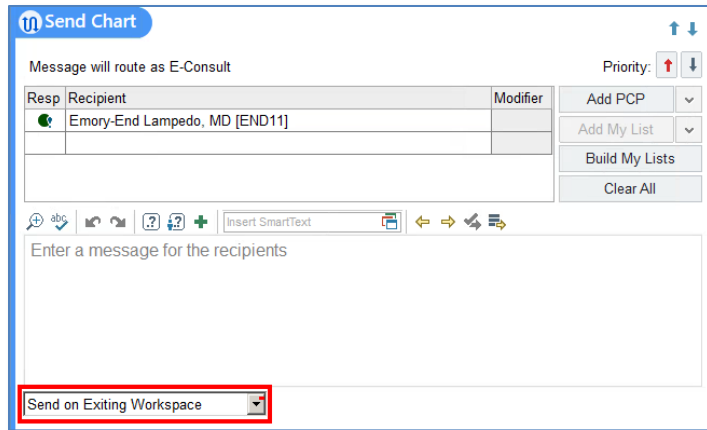
- c) If satisfied, sign encounter



3. Providers **MUST** sign each note before using Send Chart. They will have to manually switch to the "Sign on saving note" option in the Notes activity.



4. If you need to send the chart back to a specialist or to a nurse/referral coordinator, make sure to change the option at the bottom of the **Send Chart** section to **Send on Exiting Workspace**.



Once the Internal Medicine provider has reviewed the recommendations and a follow-up plan is in place, the Internal Medicine provider needs to **sign the encounter**.

❖ **Note: The specialist will never sign the encounter.**